


# Unveiling Hidden Treasures: A Comprehensive Guide to Finding Gold, Silver, and Precious Metals in Thrift Stores

Thrift stores are often overlooked treasure troves, but for those with a keen eye, they can be goldmines of valuable finds. Hidden among the racks of dusty clothes and outdated electronics lie precious metals, waiting to be discovered by savvy treasure hunters. This comprehensive guide will equip you with the knowledge and techniques to unlock this hidden wealth and potentially earn a substantial income.



**Almost Free Gold! [Revised June 2024]: How to Earn a Quick \$1000 Finding Gold, Silver and Precious Metal in Thrift Stores and Garage Sales Where You Live (Almost Free Money Book 5)** by Eric Michael

★★★★☆ 4.4 out of 5

Language : English  
File size : 2758 KB  
Text-to-Speech : Enabled  
Screen Reader : Supported  
Enhanced typesetting : Enabled  
Word Wise : Enabled  
Print length : 119 pages  
Lending : Enabled



## Understanding the Treasure

Precious metals, including gold, silver, and platinum, are highly sought after for their intrinsic value and versatility in jewelry, electronics, and

investments. Thrift stores often receive a wide range of donated items, including abandoned jewelry, broken electronics, and forgotten heirlooms, making them prime locations to find these valuable materials.

## Identifying Gold

- **Hallmarks:** Look for stamped marks on jewelry or other items that indicate the gold content, such as "10k," "14k," or "18k."
- **Weight:** Gold is dense, so weigh items to determine if they feel heavier than they appear.
- **Color:** Pure gold is a bright yellow, but may appear in different shades depending on its alloy content.
- **Magnetic Test:** Gold is not magnetic, so if an item sticks to a magnet, it is not likely to be gold.

## Identifying Silver

- **Hallmarks:** Look for marks such as "925," "Sterling," or "Plata" to indicate silver purity.
- **Weight:** Silver is also dense, so weigh items to assess their weight relative to their size.
- **Color:** Silver tarnishes over time, resulting in a dark patina. Scratch or clean the surface to reveal the true color.
- **Acid Test:** Apply a drop of silver acid to the surface. If the area turns a reddish-brown, the item contains silver.

## Identifying Platinum

- **Hallmarks:** Look for marks like "Pt," "950," or "Plat" to indicate platinum content.
- **Weight:** Platinum is denser than gold, so it will feel heavy even in small pieces.
- **Appearance:** Platinum is a white metal that does not tarnish.
- **Magnetic Test:** Platinum is not magnetic, similar to gold.

## Hunting Techniques

### The Art of Observation

- **Check every item:** Don't overlook any part of the store, from jewelry displays to the electronics section.
- **Look beyond the surface:** Examine the backs of paintings, the underneath of furniture, and the interiors of bags.

### Using Equipment

- **Magnifying glass:** Inspect items closely for hallmarks and other indicators of precious metals.
- **Metal detector:** Detect hidden metal objects, particularly in jewelry or electronics.
- **Strong magnet:** Use a magnet to test for magnetic metals, eliminating non-precious items.
- **Jewelry loupe:** Magnify small details to identify hallmarks clearly.

## Knowledge is Power

- **Research:** Educate yourself about different types of precious metals, their hallmarks, and their appearances.
- **Practice:** Handle and examine different precious metal objects to develop your intuition.
- **Join a community:** Connect with other thrifting enthusiasts or collectors to share knowledge and tips.

## **Selling Your Finds**

Once you have accumulated a collection of precious metals, it's time to consider selling them. Here are some options:

### **Local Jewelers**

- Bring your finds to a local jeweler who can evaluate them and offer a price.
- Negotiate to get the best price possible based on current market rates.

### **Online Marketplaces**


- Sell your precious metals online through platforms like eBay, Craigslist, or specialized marketplaces.
- Provide clear images and descriptions of your items to attract potential buyers.

### **Refineries**

- Contact refineries that specialize in recycling precious metals.
- Send your finds to the refinery for analysis and payment based on the weight and purity of the materials.

Finding gold, silver, and precious metals in thrift stores requires patience, knowledge, and a keen eye. By following the techniques outlined in this guide, you can unlock the hidden wealth within these overlooked treasures. Whether you seek to earn a quick profit or build a valuable collection, the world of thrift store treasure hunting offers endless possibilities. So, grab your magnifying glass and embark on a journey of discovery, uncovering the hidden treasures that await you in the aisles of thrift stores.





## Almost Free Gold! [Revised June 2024]: How to Earn a Quick \$1000 Finding Gold, Silver and Precious Metal in Thrift Stores and Garage Sales Where You Live (Almost Free Money Book 5) by Eric Michael


★★★★☆ 4.4 out of 5

Language : English  
File size : 2758 KB  
Text-to-Speech : Enabled  
Screen Reader : Supported  
Enhanced typesetting : Enabled  
Word Wise : Enabled  
Print length : 119 pages  
Lending : Enabled



## Unveiling the Extraordinary Life of It Israel Birthday Ellen Dietrick

A Captivating Narrative of Resilience, Determination, and Triumph  
Prepare to be inspired by the remarkable journey of It Israel Birthday Ellen Dietrick, a woman whose...



## How Drugs, Thugs, and Crime Reshape the Afghan War: An Unsettling Reality

The war in Afghanistan, a conflict that has spanned decades, has taken on a new and unsettling dimension in recent years: the rise of a powerful...