


How to Measure a House: A Comprehensive Guide to Accurate Property Dimensions

Accurately measuring a house is crucial for various reasons, from real estate transactions and renovations to home insurance and property tax assessments. Whether you're a homeowner, a real estate agent, or a construction professional, knowing how to take precise measurements is essential. This comprehensive guide will provide you with step-by-step instructions, useful tips, and essential tools for measuring a house accurately.

Understanding Measurement Units

Before embarking on the measurement process, it's important to familiarize yourself with the different measurement units used in real estate:



How to Measure a House by Hamp Thomas

★★★★★ 5 out of 5

Language : English
File size : 8792 KB
Text-to-Speech : Enabled
Screen Reader : Supported
Enhanced typesetting : Enabled
Word Wise : Enabled
Print length : 247 pages
Lending : Enabled



- **Square Feet (sq ft):** The standard unit for measuring interior floor area.

- **Square Meters (sq m):** Metric unit used in some countries instead of square feet.
- **Linear Feet (ft):** Used to measure the length of walls, windows, and doors.
- **Linear Meters (m):** Metric equivalent of linear feet.

Step-by-Step Measurement Instructions

1. Determine the Perimeter:

* Start by measuring the exterior perimeter of the house. * Use a measuring tape or laser measure to record the length of each wall (in feet or meters). * Add up the lengths of all the walls to determine the total perimeter.

2. Measure the Floor Area:

* Divide the house into smaller rectangular areas (rooms, hallways, etc.). * Measure the length and width of each area. * Multiply the length by the width to determine the square footage (or square meters) for each area. * Add up the square footage of all the areas to calculate the total floor area.

3. Measure Wall Heights:

* Using a laser level or a tape measure, measure the height of each interior wall from the floor to the ceiling. * Record the measurements in feet or meters.

4. Measure Exterior Features:

* Measure the width and height of all windows and doors. * Use a tape measure to determine the length of eaves, overhangs, and other exterior features.

Essential Tools for Accurate Measurements

1. Measuring Tape or Laser Measure: For measuring straight lines, walls, and distances.**2. Laser Level:** For measuring wall heights and ensuring level measurements.**3. Calculator:** For adding up measurements and calculating square footage.**4. Measuring Wheel:** For measuring large exterior areas, such as driveways and yards.**5. Measuring Tools App:** For capturing measurements on your smartphone or tablet.

Tips for Accurate Measurements


* Ensure the measuring tape is taut and straight when taking measurements. * Double-check all measurements to minimize errors. * Use a laser level to ensure that your measurements are level. * Measure from the same point consistently to avoid variations. * Don't guess or estimate measurements; always use precise tools.

Benefits of Accurate House Measurements

* **Accurate Real Estate Listings:** Accurate measurements ensure that property listings provide accurate information to potential buyers. * **Successful Renovations:** Precise measurements are essential for planning renovations, Free Downloading materials, and ensuring a seamless construction process. * **Fair Home Insurance:** Accurate measurements help determine the replacement cost of your home, ensuring adequate insurance coverage. * **Proper Property Taxes:**

Accurate measurements are used to calculate property taxes, ensuring fair assessments.

Measuring a house accurately is a fundamental skill for homeowners, real estate professionals, and construction experts. By understanding measurement units, following the step-by-step instructions, and utilizing the recommended tools and tips, you can take precise measurements that will serve you well in various home-related endeavors. Accurate measurements contribute to informed decisions, successful projects, and fair financial assessments.



How to Measure a House by Hamp Thomas


★★★★★ 5 out of 5

- Language : English
- File size : 8792 KB
- Text-to-Speech : Enabled
- Screen Reader : Supported
- Enhanced typesetting : Enabled
- Word Wise : Enabled
- Print length : 247 pages
- Lending : Enabled



Unveiling the Extraordinary Life of It Israel Birthday Ellen Dietrick

A Captivating Narrative of Resilience, Determination, and Triumph
Prepare to be inspired by the remarkable journey of It Israel Birthday Ellen Dietrick, a woman whose...



How Drugs, Thugs, and Crime Reshape the Afghan War: An Unsettling Reality

The war in Afghanistan, a conflict that has spanned decades, has taken on a new and unsettling dimension in recent years: the rise of a powerful...